


Welcome to Compass

A guide for parents and families



Our school uses **Compass**
as our Parent Portal

What does Compass do for me?

Using Compass allows you to access up-to-date and meaningful information about our school and your child's progress. Compass includes many different features, including the ability to:

- Monitor your child's attendance, and enter an explanation for absence or lateness
- Communicate with your child's teachers, and update your family contact details
- View your child's timetable and the school calendar
- Monitor your child's homework and assessment tasks
- Download and view your child's progress and semester reports
- Book parent-teacher conferences
- Pay and provide consent for events and school fees

Our school will advise parents when each of these features becomes available for parent use.

Accessing Compass

Compass is a web-based system that is accessible on any modern web browser (Internet Explorer, Firefox, Chrome, Safari) or by using the Compass iOS or Android apps. Search for 'Compass School Manager' in the store.

Every family receives a separate login to Compass which will be provided to you by our school. To access the parent portal, go to our school website and click the Compass link on the homepage.

Alternatively, if you are having trouble finding the Compass link you can go to <http://schools.compass.edu.au> where you can search for and find our school's direct URL.



Logging in to Compass

To log in you will require your unique family username and password. These details will be provided to you by our school.

Upon first login, you will be required to change your password and confirm your email address and mobile phone number. These details may be used by our school for SMS, password recovery and email communication throughout the year.

If you have lost your details or forgotten your password, you can recover your details by clicking the 'Can't access your account?' link on the front page.

Please note: This booklet provides an overview of key features within Compass, our school may not have yet enabled all of these modules at this time.

The Compass home screen

The home screen provides you with relevant alerts and news, as well as quick access to your child's profile.

School Calendar

View details of upcoming events, your child's timetable and other relevant school-wide activities.

Your children

Provides you with a quick summary of available options and highlights a summary of upcoming and overdue tasks.

To access more information click on the relevant quick link or select Profile to access detailed information about your child.

Home | Calendar | Edit | Grid | User | Mr Sirius BLACK | Settings

Welcome to the Hogwarts P-12 Portal


Use the links listed for each of your children to explore the portal. Please keep your mobile phone number and email address up to date (Tools > Update My Details). The school will use this to contact you regarding attendance, events, news and more.

Harry POTTER

- Profile (Attendance, Schedule, Reports)
- Send email to Harry's teachers
- Add Attendance Note/Approval (Approved Absence/Late)
- View Academic Reports
- Book Parent Teacher Interviews

1 overdue learning task
1 learning task due in the next week

Compass




My News

- Course Confirmation/School Payments**
Course confirmation and/or school payments available for completion. [Click here to proceed](#)
- Event Consent/Payment Required**
There are 2 event(s) awaiting your consent and/or payment. [Click here for more information](#)
- Attendance: Attendance Note/Approval Required**
Harry was recorded as 'not present' or 'late' without explanation. [Click here for more information](#)

Winners!

Congratulations to our Quidditch Team winning the World Cup!
4 days ago by Severus SNAPE



Main Menu

Allows you to access other Compass and school resources. The tools icon allows you to update your contact details and change your password.

Alerts

Custom notifications for items that require your action or attention. These may include excursion notifications, ordering options for school photos, absence notifications, surveys, student report availability and more.

News

Recent school news items and information relevant to you. This may include newsletters, details of upcoming events and much more.

Consent and Payments

1

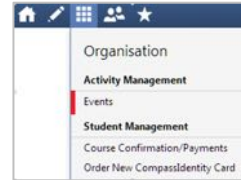
From the Compass home screen, click on the event alert under 'My News' (screenshot 1) or navigate to 'Events' under the *Organisation* menu item (screenshot 2).



Screenshot 1

2

From the Events page a list of upcoming events and excursions will be displayed. Click the red 'Process Now' button to provide consent and/or payment (depending upon what the event requires).



Screenshot 2

3

An online payment/consent form will be displayed. Complete all highlighted fields and click the 'Submit Details' button.

Note: If the event has a requirement for both consent and payment, these cannot be done separately. Should you need to provide payment or consent separately, please click 'Print Form (Offline)' to complete the process manually.

Student Profile

Everything for your child, in one place.

The student profile can be accessed by clicking on your child's name from the home screen.

The student profile dashboard provides you with an overview of today's classes and activities, the ability to email your child's teachers, and a summary of teacher observations (Student Chronicle).

For more detailed information, including assessment tasks, attendance, surveys and academic reports, navigate through the tabs along the top of the profile.

The screenshot shows a user interface for a student profile. At the top, there is a navigation bar with icons for home, calendar, pencil, grid, and people, and a user profile for 'Mr Sirius BLACK'. Below this, the main heading reads 'Student: Harry POTTER, 12A, Year 12'. A secondary navigation bar contains tabs for 'Dashboard', 'Schedule', 'Learning Tasks', 'Attendance', 'Reports', 'Analytics', 'Assets', and 'Insights'. The 'Dashboard' tab is active, displaying a student profile card for Harry Potter with a photo, details (Male, 17 years, 4 months, DOB 01/01/1999), groups (GRYFFINDOR, 12A, Year 12), and student IDs (SM10036, POT0001). Below the profile card is a calendar view for 'Monday, 16 May 2016' showing a schedule of classes: 8:50-9:00 AM (1 - HF133B - 26 - LMA), 9:51-10:00 AM (2 - HF133B - 26 - LMA), 11:12-11:20 AM (3 - 8TYAA - 25 - COL), and 12:13-12:20 PM (4 - PY033A - 18 - DUN). To the right of the calendar is the 'Student Chronicle' section, which has a 'Date Filter' set to 'This Year' and a dropdown for 'All Categories'. It displays three entries: 'Confiscation' (yellow background, -10 points, recorded May 12 at 11:26am), 'Lunch-Time Out - please refer to email' (pink background, +3 points, recorded May 12 at 11:38am), and 'Student Leadership Role' (green background, +1 point, recorded May 6 at 09:18am, occurred May 6 at 09:17am, expires Feb 13 at 11:59pm).

Learning Tasks

Individual student view

You can view an up-to-date record of your child's homework and upcoming assessment tasks under the Learning Tasks tab in the student profile.

Class	Learning Task	Due Date	Result
MA113A	Pythagoras Theorem	16/05/2016 04:00 PM	90
HT133B	History Essay	11/05/2016 04:00 PM	-
PH133A	Test 1	No due date	N/A

Consolidated view

If you have multiple children at the school, you can view a consolidated list by clicking 'Learning Tasks' from the *Teaching and Learning* menu item.



Attendance: Summary

Using Compass you can view up-to-the-second attendance information for your child.

To view your child's attendance, click on the Profile link on the home page and click the Attendance tab.

Notes/Approvals

This sub-tab provides a comprehensive list of attendance explanations for your child. From this tab you can also add absence notices (both past and future).

Unexplained

This sub-tab provides a list of all unexplained absences and lates from class. From this tab you can click to approve specific absences.

The screenshot displays the Compass system interface for a student named Harry Potter, 12A, Year 12. The interface is divided into several sections:

- Navigation:** Dashboard, Schedule, Learning Tasks, Attendance, Reports, Analytics, Assets, Insights.
- Attendance Tab:** Summary, Notes/Approvals, Unexplained, Arrival/Departure, Full Record.
- Daily Snapshot:** Shows a timeline from 8:00 am to 2:00 pm with class blocks for Physics Unit 3, Math Methods Unit 1, and History Revolutions.
- Annual Half-Day Summary:** A calendar grid showing attendance status for each day of the month.
- Attendance Summary Table:**

Subject	Class	Term	Rank	In Class			Out of Class			Percentages				
				Present	Late	Absent	Present	Not Present	Total	Class	Atm	VCE	Score	
English Unit 3	EN303C	12A	11	5	0	0	0	0	0	0	0	100	100	100
History Revolutions	HI115A	12A	21	14	1	0	16	1	3	2	8	71	58	70
Math Methods Unit 1	MA115A	12A	30	13	0	0	19	0	0	0	0	70	50	50
Physics Unit 3	PH303A	12A	35	7	0	0	8	0	0	0	4	20	20	20
Psychology Unit 3	PS303A	12A	35	13	0	0	13	0	0	0	0	37	30	30
Statistics Unit 1	ST115B	12A	2	2	0	0	2	0	0	0	0	100	100	100
Study A	ST115A	12A	11	6	0	0	6	0	0	0	0	55	50	50
Tr 1 Generalist	TR101	12A	1	1	0	0	1	0	0	0	0	100	100	100
Yr 12 Generalist	TR102	12A	2	3	0	0	3	0	0	0	0	67	67	67

Daily Snapshot

Provides a quick snapshot of today's classes and your child's attendance marking.

Attendance Summary

Includes a summary of attendance in each class. For full details about a specific absence, click the appropriate number in the grid. For an explanation of a heading item, hover your mouse over the heading of interest.

When students are marked 'Not Present' in class this can sit in one of three different categories. These include:

- NP Schl** - Not present in class and is explained by a school related activity.
- NP Parnt** - Not present in class and is explained by a parent note.
- NP Unap** - Not present in class with no explanation entered.

Attendance: Adding an Attendance Note/Approval

1

From the Compass home screen (or from your student's profile), click the 'Add Attendance Note/Approval' item.



2

From the pop-up window,

- Select the reason
- Enter a brief description of the absence
- Select the start and finish time
- Click the 'Save' button.

A screenshot of the 'Attendance Note/Approval Editor' window. The window is divided into several sections:

- Note/Approval Details:** Person: Harry POTTER; Reason: Parent Choice; Details/Comment: Faculty Broomstick.
- Important Notice:** A paragraph of text regarding the use of the approval system.
- Potentially Affected Sessions:** A table listing sessions affected by the absence.
- Start/Finish:** Start: 17/05/2016 08:00 AM; Finish: 17/05/2016 05:00 PM.
- Buttons:** Save and Cancel buttons at the bottom right.

Activity	Start	Finish
EN013C (English Unit...	17/05/2016 08:50 AM	17/05/2016 09:47 AM
EN013C (English Unit...	17/05/2016 09:51 AM	17/05/2016 10:48 AM
PH033A (Physics Unit...	17/05/2016 11:12 AM	17/05/2016 12:09 PM
PH033A (Physics Unit...	17/05/2016 12:13 PM	17/05/2016 01:10 PM
HI033B (History Rev...	17/05/2016 01:58 PM	17/05/2016 02:55 PM

Note:

Where possible, notes should be entered prior to the absence occurring.

Viewing Academic Reports

1

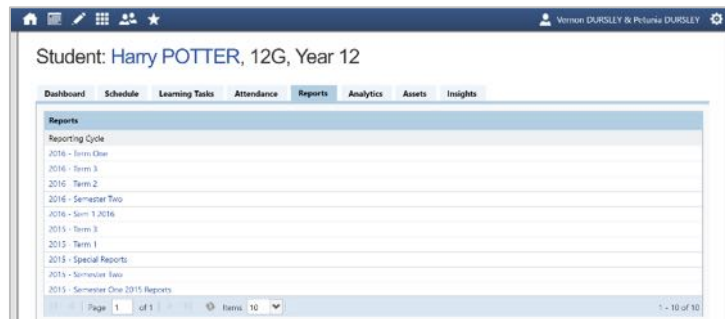
From the home screen, click on the 'View Academic Reports' item or navigate to the student profile and click the 'Reports' tab.



A screenshot of a user interface for a student named Harry Potter. The header shows the name 'Harry POTTER' and a profile picture of a young man with glasses. Below the header is a list of menu items: 'Profile (Attendance, Schedule, Reports)', 'Send email to Harry's teachers', 'Add Attendance Note/Approval (Approved Absence/Late)', 'View Academic Reports', 'Book Parent Teacher Interviews', and '1 overdue learning task'. A blue line points from the 'View Academic Reports' item to the main screenshot below.

2

A list of Academic Reports will be displayed. Click the Report title to download the PDF to your device.



A screenshot of a web application interface showing the 'Reports' tab for a student named Harry Potter, 12G, Year 12. The interface has a dark blue header with navigation icons and the user name 'Weron DURSLEY & Pctanka DURSLEY'. Below the header, the student's name and grade are displayed. A horizontal menu contains tabs for 'Dashboard', 'Schedule', 'Learning Tasks', 'Attendance', 'Reports', 'Analytics', 'Assets', and 'Insights'. The 'Reports' tab is active, showing a list of reports with columns for 'Reporting Cycle' and 'Reports'. The list includes items like '2016 - Term One', '2016 - Term 3', '2016 - Term 2', '2016 - Semester Two', '2016 - Term 1 2016', '2015 - Term 3', '2015 - Term 1', '2015 - Special Reports', '2015 - Semester Two', and '2015 - Semester One 2015 Reports'. At the bottom, there is a pagination control showing 'Page 1 of 1' and 'Items 10'.

Parent-Teacher Conferences

Using Compass you can book your parent-teacher conferences online.

1

On the home screen, beside the student you wish to make bookings for, click 'Book Parent Teacher Interviews'.

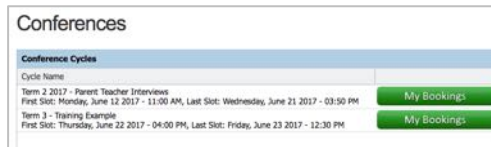


Harry POTTER

- Profile (Attendance, Schedule, Reports)
- Send email to Harry's teachers
- Add Attendance Note/Approval (Approved Absence/Late)
- View Academic Reports
- Book Parent Teacher Interviews
- 1 overdue learning task

2

A list of parent-teacher interview cycles will be displayed along with their booking status. Click "My Bookings" on the relevant cycle.

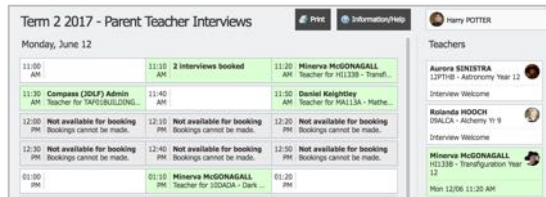


Conferences

Conference Cycles	
Term 2 2017 - Parent Teacher Interviews First Slot: Monday, June 12 2017 - 11:00 AM, Last Slot: Wednesday, June 21 2017 - 03:50 PM	My Bookings
Term 3 - Training Example First Slot: Thursday, June 22 2017 - 04:00 PM, Last Slot: Friday, June 23 2017 - 12:30 PM	My Bookings

3

Your booking sheet will be displayed and will show all available booking times. Click on a time in the grid to display teachers available for booking at that time, and then click the teacher's name to make your booking.



Term 2 2017 - Parent Teacher Interviews

Monday, June 12

11:00 AM	11:10 AM	11:20 AM
	2 Interviews booked	Minerva McGONAGALL Teacher for H1338 - Transf...
11:30 AM	11:40 AM	11:50 AM
Compass (JOLP) Admin AM - Teacher for TAP01BUILDING...		Daniel Keightley Teacher for M413A - Mathe...
12:00 PM	12:10 PM	12:20 PM
Not available for booking Bookings cannot be made.	Not available for booking Bookings cannot be made.	Not available for booking Bookings cannot be made.
12:30 PM	12:40 PM	12:50 PM
Not available for booking Bookings cannot be made.	Not available for booking Bookings cannot be made.	Not available for booking Bookings cannot be made.
01:00 PM	01:10 PM	01:20 PM
	Minerva McGONAGALL Teacher for J03ACA - Gars...	

Teachers

- Aurora SENISTRA
12PT105 - Astronomy Year 12
Interview Welcome
- Rolanda HOODCH
D5ALCA - Alchemy Y1-9
Interview Welcome
- Minerva McGONAGALL
H1338 - Transfiguration Year 12
Mon 12/06 11:20 AM

Note: You can view a teacher's availability by clicking on the teacher's name on the right side of the booking page.

Privacy and Security

When you use Compass you will notice a padlock appears in your browser. This is because Compass uses a technology called SSL (Secure Sockets Layer). This means that your Compass session is encrypted and secure. Further, Compass adheres to PCI DSS compliance obligations to ensure any credit card details are managed safely, consistent with industry credit card regulations.

Please note: Any payments made online using Compass will appear on your credit card statement as COMPASSPAY.COM

We are committed to the privacy of your information. Full information on the Compass Privacy Policy can be found at <http://www.compass.edu.au/corporate/privacy>

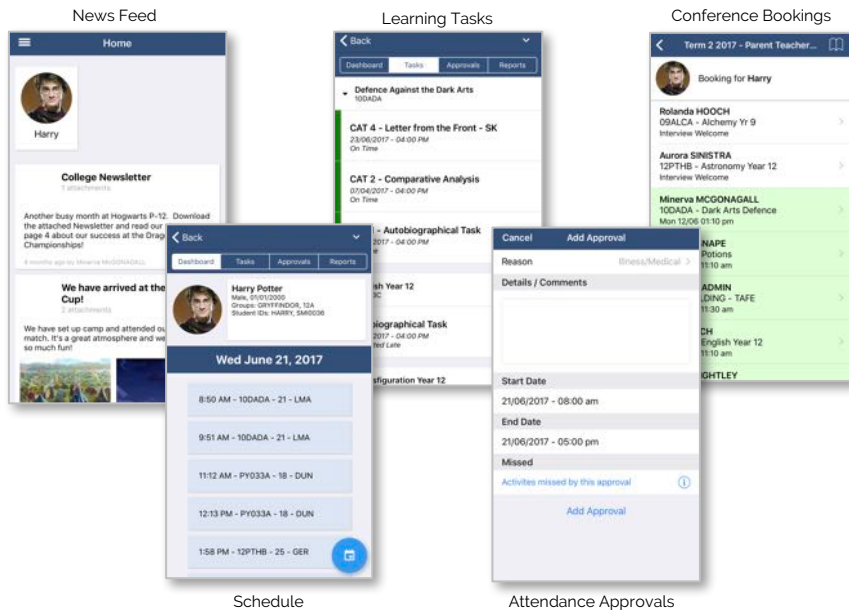


Compass Apps

You can download the Compass App on iOS and Android devices. Search for "Compass School Manager" in the store.

Using the App you can:

- View the School News Feed
- Receive Push Notifications
- View Schedules
- View Learning Tasks
- Book Conferences
- Add Attendance Notes / Approvals
- View Academic Reports



Compass Parent Introductory Booklet

Compass School Manager, Compass Education, Compass Photos and the associated logos are registered trademarks used under licence.
This document is copyright with intellectual property owned or licenced by Compass Education Pty Ltd or in the case of some materials, by third parties.

Copyright 2017. Compass Education PO Box 366 Balwyn North, Victoria 3104